

MEGA
CONSTRUX™

★ American Girl®

Kanani's
Shave Ice
Treats



8+

DXW90

LET'S GET STARTED

IT'S TIME TO BUILD YOUR STORY



P.3

MEET KANANI



P.4

START BUILDING



P.7


KANANI'S ACTIVITIES



P.20

IT'S TIME TO BUILD YOUR STORY

The journey begins when you open the box. Find everything you need to build your story, and get ready to start building!



Pull the tab to take your American Girl mini figure out of the window.

Let's get organized!
Take all the pieces out of the bags and lay them out where you can see them. Be careful not to lose any.

Take all the bags of pieces out of the box—you're almost ready to start building. Make sure you have your instructions handy!



Meet Kanani!



Girl of the Year® Kanani Akina lives in Hawaii, on the island of Kaua'i. She's a cheerful girl who wants to make life better for others.

She shares the aloha spirit.

Kanani loves helping out in her family's shave-ice business. It doesn't hurt that she gets to taste test all the delicious flavors! And Kanani especially likes introducing tourists to the Hawaiian treat.

"Shave ice is kind of like a snow cone but much lighter and fluffier," Kanani tells one customer. "And there are tons of flavors to choose from." Kanani has fresh pineapple and bananas to use in her concoctions, plus a rainbow-colored lineup of flavor syrups.

"My favorite is a mix of pineapple, mango, and passionfruit," she says. "What kind would you like? They're all *ono-licious!*"



Ono-licious
means "really
tasty" in Hawaiian.

Kanani keeps a sunny outlook.

Kanani is excited when her family builds a shave-ice stand. It can go by the pier during festivals or even on the beach. *Hmmm, she thinks. Maybe I can sell the flower leis my auntie makes, too. I can give some of the money I earn to a good cause.*

How will Kanani use her money? What would you do?

Learn more about Kanani at americangirl.com/play.



YOUR BUILDABLE FIGURE



DID YOU KNOW THAT YOU CAN PERSONALIZE YOUR AMERICAN GIRL MINI FIGURES?

Collect them all, then mix and match pieces from each to customize them. Use the different parts and accessories to change their look and style. You can even create totally new characters that look like you and your friends!

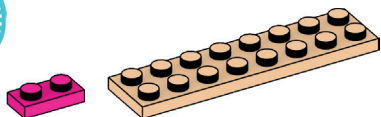
Each sold separately and subject to availability.





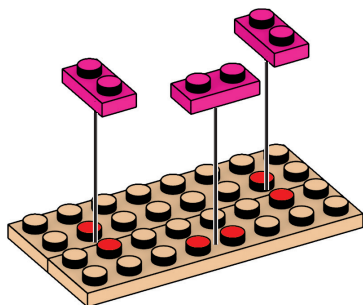
START BUILDING

1

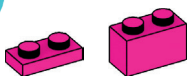


3x

2x

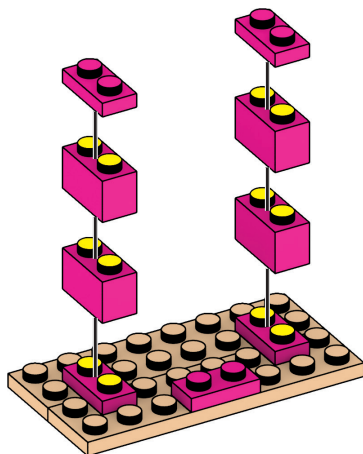


2



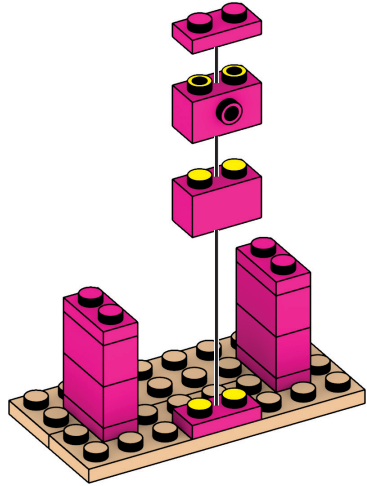
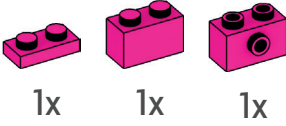
2x

4x

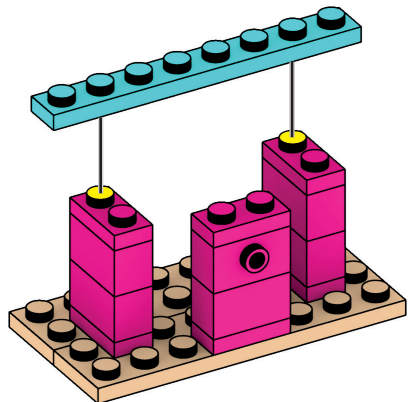
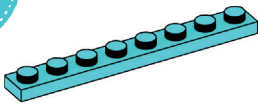




3



4

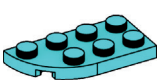




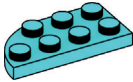
5



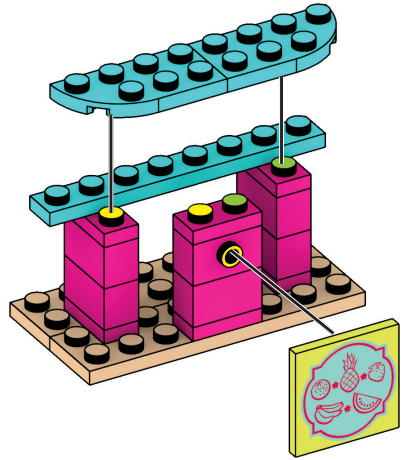
1x



1x



1x



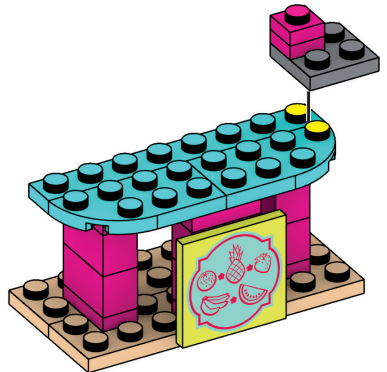
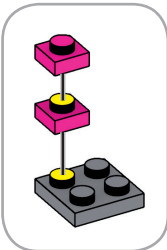
6



2x



1x

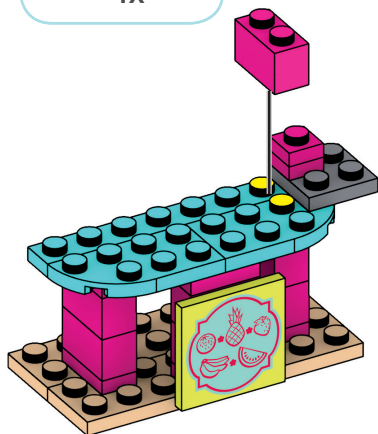




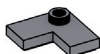
7



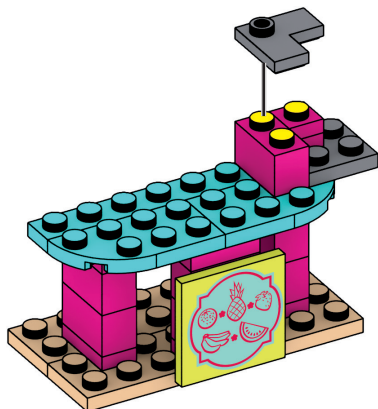
1x



8



1x



9



3x



1x



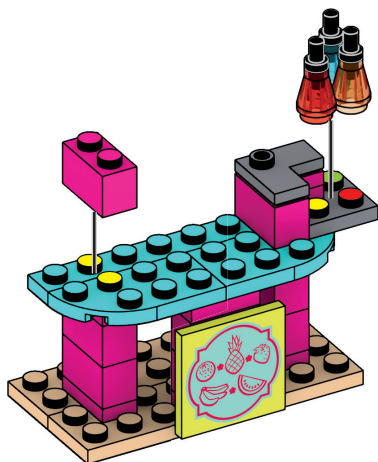
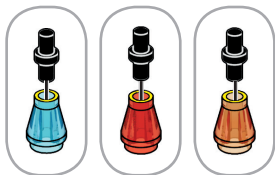
1x



1x



1x

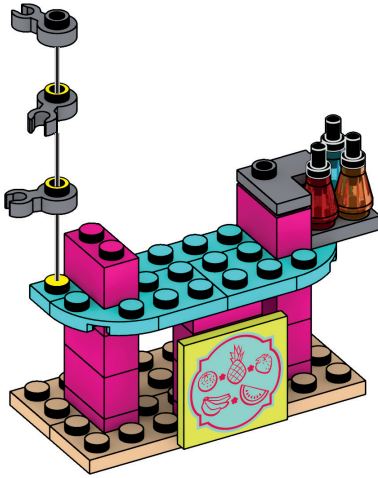




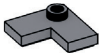
10



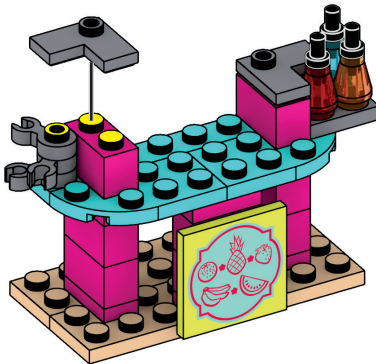
3x



11

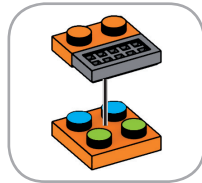
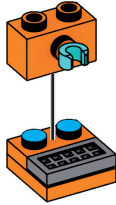
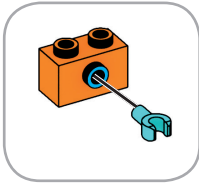
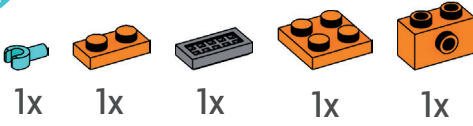


1x

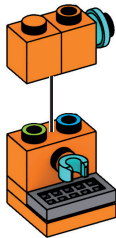
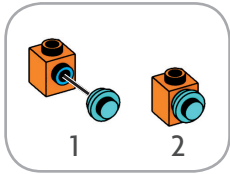
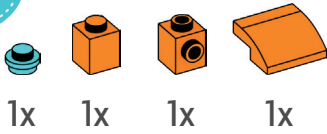





12



13



1



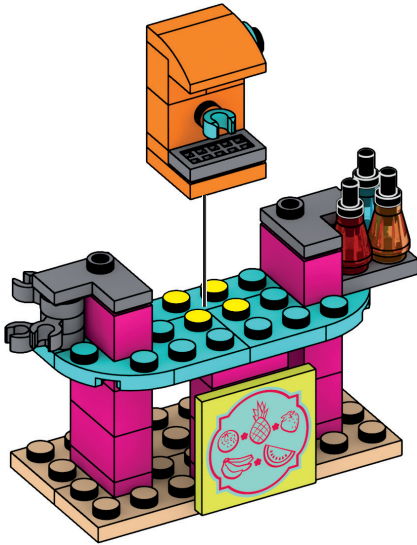
2



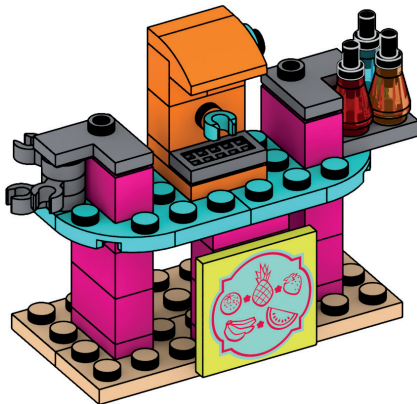
3



14



1



2



15



2x



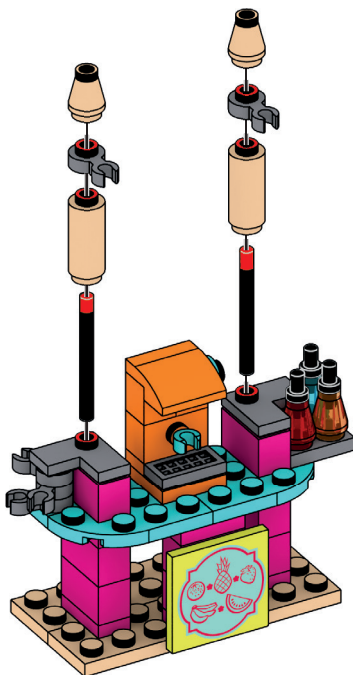
2x



2x



2x



BUILDING TIP

When you build the support beams, remember to push each piece down as far as it can go—all the way to the bottom of the rod. Well done!





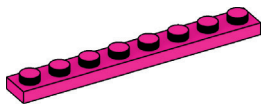
16



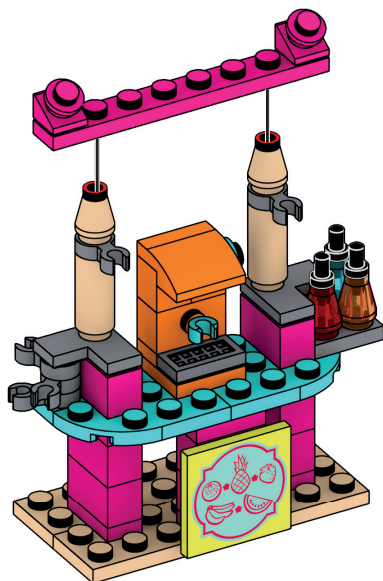
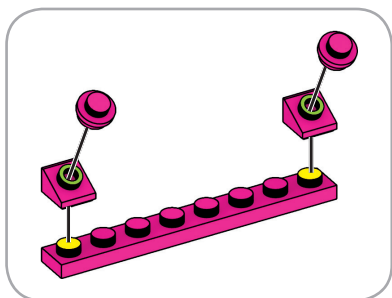
2x



2x

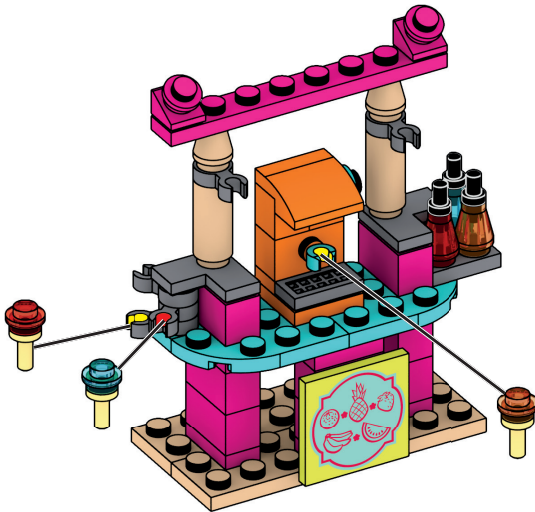
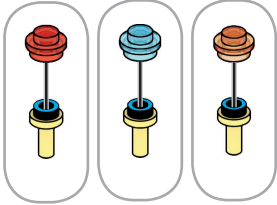


1x





17



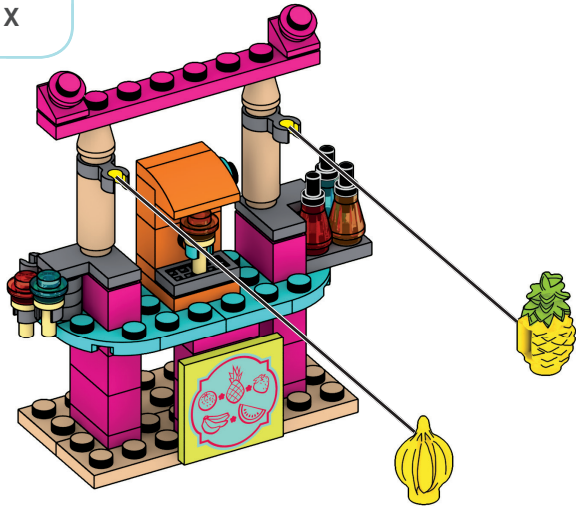


18



1x

1x



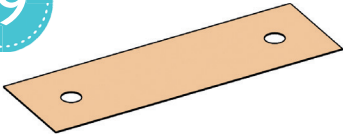
BUILDING TIP

To add the fruit pieces, hold the shave-ice stand with one hand, and use your other hand to snap on the pineapple and bananas. Easy, right?

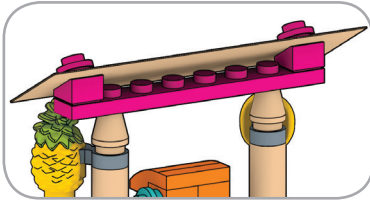




19



1x



BUILDING TIP

When you add the awning, be sure to stretch the fabric really tight to make it fit on top of the pink support piece. Good job!





GREAT JOB!

You've built Kanani's
Shave Ice Treats!



KANANI'S ACTIVITIES



HAWAIIAN MATCH UP

Kanani knows that in Hawaiian, the word *aloha* means hello, goodbye, and love. Can you match these other Hawaiian words with their English definitions?

1. keiki
 2. shaka
 3. 'ono
 4. ho'okipah
 5. humuhumunukunukuapua'a
- A. a hand gesture that means "hi," "see you later," or "everything's cool."
 - B. to show hospitality
 - C. child
 - D. state fish of Hawaii
 - E. tasty, delicious

Answers: 1C, 2A, 3E, 4B, 5D



Watery Words

There's a connecting word that goes between the compound words shown here.

Can you think of each missing word?

Kanani lives near the Pacific Ocean, so the words have a watery theme.

We've done the first one for you.

1. salt **w a t e r** skiing
2. star _____ bowl
3. light _____ boat
4. sea _____ fish
5. swim _____ case

Answers: 1. water, 2. fish, 3. house, 4. shell, 5. suit.



Ha Ha Ha!

Kanani knows that if her customers have a good time, they're more likely to come back for another shave ice! She can keep them smiling with fishy funnies like these.

WHAT DO SEA TURTLES LIKE TO TAKE IN THEIR SCHOOL LUNCHES?

Peanut butter and jellyfish.

WHAT DO SEA TURTLES DO BEFORE A HURRICANE HITS?

They look for shell-ter.

HOW DO FISH GET TO THEIR SCHOOLS?

They ride the octobus.

WHY DON'T SHRIMP HAVE ANY FRIENDS?

Because they're a little shellfish.

WHAT GAME DO SHARKS LOVE TO PLAY?

Swallow the Leader



DOODLE IT

*It's easy to draw these cute creatures that Kanani might see in the ocean.
Just break each one down into simple steps.*



SEA HORSE



1. Draw a tall 3 with a curly end.



2. Starting at the top of the 3, add a sideways curvy V for the nose. Then draw a C for a belly.



3. Draw a curving line to finish the tail. Add lines for stripes and a dot for an eye.




DOLPHIN



1. Draw a small, flat sideways teardrop. Add a long curved line as shown.



2. Draw another long curved line that ends close to the first curve.



3. Connect the curved lines with a wavy line. Add eyes, fins, and a smile.



1x
AM01113ASU



1x
AM01113AJD



1x
AM01113X



1x
AM01113AAV



2x
AM01113ATC



1x
AM17062ASU



3x
AM17003F



5x
AM12251AGV



3x
AM19158ACG



2x
AM03328ATC



2x
AM72001ATC



2x
AM08412AMR



1x
AM08412AJD



1x
AM08412X



1X
AM08412AAV



1X
AM01086JU



1X
AM07629JU



6X
AM09393ATC



1X
AM09393JU



1X
AM18756AGV



2X
AM74428AGV



1X
AM03773JU




1X
AM03773AGV



1X
AM19752BYE



1X
AS-DXW90-01



2X
AM09129AMR



7X
AM09013ATC



1X
AM18601ATC




1X
AM18601JU



2X
AM76521F



1X
AM74106JU



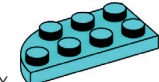
1X
AS-DXW90-02



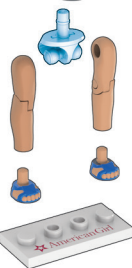

1X
AS-DPK83-06



1X
AM03323ASU



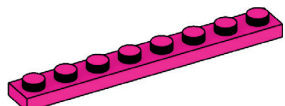
1X
AM03324ASU




1x
AM72949GW



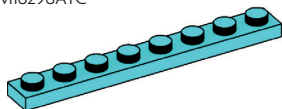
1x
FIG-DXW90-A



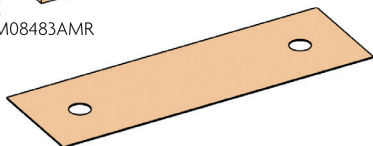
1X
AM18298ATC



2X
AM08483AMR




1X
AM18298ASU



1X
AX-DXW90-01

 **WARNING :**
CHOKING HAZARD. - Small parts.
Not for children under 3 years.



 D714,887

Please read these instructions carefully before first use and keep them for future reference.

© 2016 American Girl. All rights reserved.

All American Girl marks are owned by and used under license from American Girl.

You can collect them all!



DPK83



DYN77



DPK87



DXW91



DYN75



DPK86



DPK85

Each sold separately and subject to availability.

MEGA CONSTRUX™

Build beyond™



Printed in China
©2016, MEGA Brands Inc. &™ MEGA Brands Inc.
CONSTRUX™ is owned by Mattel and used under license.



play.megaconstrux.com

